


PSPO Nuisance report update 2

- **Project:** Public Space Protection Order for Nuisance Vehicles
- **Period:** 27 January 2025 - 21 April 2025

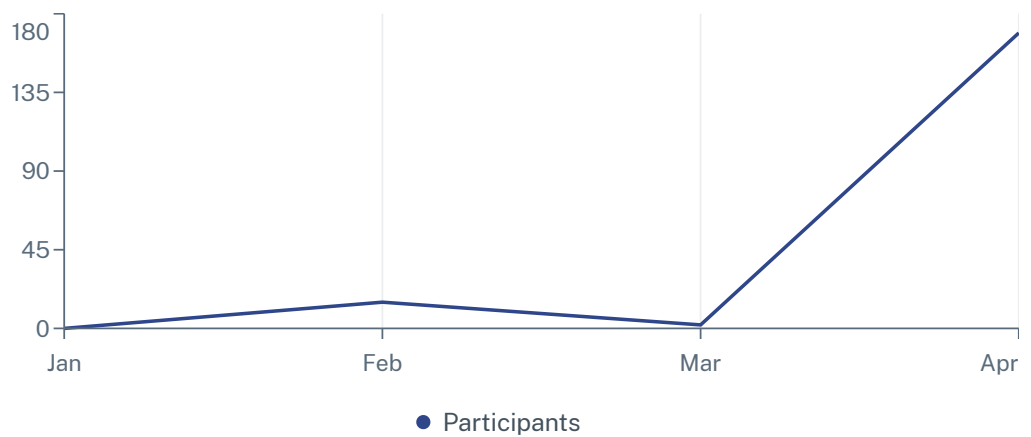
Participants timeline

Total participants

186

Participation rate 

33%




To what extent do you agree that a Public Spaces Protection Order should be extended in the London Borough of Brent to tackle revving of engine(s) or use of horns as to cause a public nuisance?

186/186 - Multiple choice - choose one - required

Strongly Agree 90.9% (169 choices)



Agree 6.5% (12 choices)



Strongly Disagree 1.6% (3 choices)



Neither Agree nor Disagree 1.1% (2 choices)



Disagree 0% (0 choices)



To what extent do you agree that a Public Spaces Protection Order should be extended in the London Borough of Brent to tackle Repeated sudden and rapid acceleration as a public nuisance?

186/186 - Multiple choice - choose one - required

Strongly Agree 91.4% (170 choices)



Agree 7% (13 choices)



Strongly Disagree 1.6% (3 choices)



Neither Agree nor Disagree 0% (0 choices)



Disagree 0% (0 choices)



To what extent do you agree that a Public Spaces Protection Order should be extended in the London Borough of Brent to tackle racing?

186/186 - Multiple choice - choose one - required

Strongly Agree 91.4% (170 choices)



Agree 6.5% (12 choices)



Neither Agree nor Disagree 1.1% (2 choices)



Strongly Disagree 1.1% (2 choices)



Disagree 0% (0 choices)



To what extent do you agree that a Public Spaces Protection Order should be extended in the London Borough of Brent to tackle performing stunts (as to cause a public nuisance)?

186/186 - Multiple choice - choose one - required

Strongly Agree 90.3% (168 choices)



Agree 7.5% (14 choices)



Neither Agree nor Disagree 1.1% (2 choices)



Strongly Disagree 1.1% (2 choices)



Disagree 0% (0 choices)



To what extent do you agree that a Public Spaces Protection Order should be extended in the London Borough of Brent to tackle without lawful authority or reasonable excuse wilfully causing obstruction on a public highway, whether moving or stationary, including driving in a convoy?

186/186 - Multiple choice - choose one - required

Strongly Agree 86% (160 choices)



Agree 9.7% (18 choices)



Neither Agree nor Disagree 2.7% (5 choices)



Strongly Disagree 1.1% (2 choices)



Disagree 0.5% (1 choice)



To what extent do you agree that a Public Spaces Protection Order should be extended in the London Borough of Brent to tackle any vehicle driving over Footways, Footpaths and Verges without reasonable or lawful excuse.?

186/186 - Multiple choice - choose one - required

Strongly Agree 89.8% (167 choices)



Agree 8.1% (15 choices)



Neither Agree nor Disagree 1.1% (2 choices)



Strongly Disagree 1.1% (2 choices)




Disagree 0% (0 choices)



Age

156/186 - Multiple choice - choose many - optional

65+ 21.2% (40 choices)



46-55 18.5% (35 choices)



56-65 17.5% (33 choices)



No answer 15.9% (30 choices)



36-45 13.8% (26 choices)



26-35 10.1% (19 choices)



18-25 2.6% (5 choices)



Under 18 0.5% (1 choice)



What is your sex ?

149/186 - Multiple choice - choose many - optional

Male 40.3% (75 choices)



Female 39.8% (74 choices)



No answer 19.9% (37 choices)



Is the gender you identify with the same as your sex registered at birth?

145/186 - Multiple choice - choose many - optional

Yes 75.4% (141 choices)



No answer 21.9% (41 choices)



Prefer not to say 2.1% (4 choices)



No 0.5% (1 choice)



What is your sexual orientation?

134/186 - Multiple choice - choose many - optional


Heterosexual / straight 57% (106 choices)



No answer 28% (52 choices)



Prefer not to say 9.7% (18 choices)



Gay or Lesbian 3.2% (6 choices)



Bisexual 1.6% (3 choices)



Other sexual orientation, prefer to self-describe 0.5% (1 choice)



Do you consider yourself to have a disability?

144/186 - Multiple choice - choose many - optional

No 66.3% (124 choices)



No answer 22.5% (42 choices)



Yes 7% (13 choices)




Prefer not to say 4.3% (8 choices)




What is your religion/belief?

134/186 - Multiple choice - choose many - optional


No answer 27.4% (52 choices)



Christian 25.3% (48 choices)



No religion 18.4% (35 choices)



Hindu 11.6% (22 choices)



Prefer not to say 6.8% (13 choices)



Muslim 5.3% (10 choices)



Any other religion or beliefAny other religion or belief 2.6% (5 choices)



Jewish 1.6% (3 choices)



Buddhist 0.5% (1 choice)



Sikh 0.5% (1 choice)



What is your ethnic group?

137/186 - Multiple choice - choose many - optional

No answer 25.7% (49 choices)



White - British (English, Welsh, Scottish, Northern Irish) 20.9% (40 choices)



Asian/ Asian British / Indian 16.2% (31 choices)



White European 13.6% (26 choices)



Asian/ Asian British/ Pakistani 4.2% (8 choices)



Prefer not to say 4.2% (8 choices)



Black/ Black British/ Caribbean 3.1% (6 choices)



White Other 3.1% (6 choices)



Other Ethnic Group 2.6% (5 choices)




Asian/ Asian British / Chinese 1.6% (3 choices)



Mix White and Asian 1.6% (3 choices)




Any other Mixed or multiple ethnic background 1.6% (3 choices)



Black/ Black British/ African 1% (2 choices)



Mix White and Black African 0.5% (1 choice)



Any Black Other 0% (0 choices)



Any Asian Other 0% (0 choices)



Mix White and Black Caribbean0% (0 choices)

Arab0% (0 choices)

Participants

This is some text. You can edit and format it by using the editor in the panel on the right.

Gender



- Unknown

• Male

• Female

• Other